

CURRENT RULES FOR PONY RIDERS, CHILD RIDERS, VETERANS, AMATEURS, JUNIORS, YOUNG RIDERS AND UNDER 25'S

WILL BE FOR EVERYONE FROM 1 JANUARY 2021

ARTICLE 257 SADDLERY (Pages 41 and 42 of the FEI Rules for Show-jumping)

2.3. The total maximum weight of equipment allowed to be placed on a Horse's leg, front or hind (single or multiple boots, fetlock rings, etc), is 500 grams (shoe excluded).

2.4. For all FEI Jumping Competitions for Young Horses (five, six, seven and eight year old Horses):

The following criteria must be respected in relation to hind boots worn in international Young Horses Competitions:

Hind boots that have a protective element on the inside only are the only type of hind boot allowed. The boot must have a maximum interior length of 16 centimetres; the width of the fastener must be at least five centimetres. Hind boots with additional protection for the pastern that extends below the rounded shell on the inside of the boot are allowed providing the protection is made of soft pliable material. The pastern protection that extends below the rounded shell on the inside is not taken into account when measuring the length of the boot (refer to FEI Jumping Stewards' Manual on the FEI website for photographs).

The rounded protective element of the boot must be placed around the inside of the fetlock.

The inside of the boot must be smooth, that is, the surface must be even and there may not be any pressure points on the inside of the boot; for the avoidance of doubt, stitching on the inside of the protective element that attaches the inner lining to the boot, is permitted. Sheepskin linings are allowed.

Only non-elastic Velcro-type fasteners are permitted; no hooks, buckles, clips or other methods of attaching the fasteners may be used.

No additional elements may be added to or inserted in the boot itself.

Fetlock rings may be used for protective purposes providing they are properly adjusted and providing the total weight of equipment on the horse's leg does not exceed 500 grams (see JRs 257.2.3). Pastern bands may not be used.

This is for Young Horse classes



- ✓ Maximum length on inside 16cm
- ✓ Width of strap minimum of 5cm
- ✓ Only Velcro type fastening without any elastic
- ✓ The strap can only be one-directional
- ✗ The strap cannot wrap around the entire boot
- ✗ The strap cannot loop back on itself
- ✗ No hooks, buckles, clips or any other kind of attachment is allowed
- ✗ No elastic
- ✗ No pressure points on inside of boots
- ✗ NO PASTERBANDS

Please note: this document has been produced purely to assist with understanding the different hind boots and what is and isn't allowed and does not supersede the rules in any way.

CURRENT RULES FOR PONY RIDERS, CHILD RIDERS, VETERANS, AMATEURS, JUNIORS, YOUNG RIDERS AND UNDER 25'S

WILL BE FOR EVERYONE FROM 1 JANUARY 2021

2.5 At all FEI Jumping Events for U-25, Young Riders, Juniors, Pony Riders, Children, Amateur Owners and Veterans, and at all FEI World Jumping Challenge Events, only hind boots meeting the following descriptions may be used:

2.5.1 Boots as described in Art. 257.2.4 (see above) AND




2.5.2 Boots that have a protective element on the inside only, and boots with a protective element on the inside and outside, that is, double-shell boots that wrap around the back of the fetlock, are permitted providing they meet the following criteria:

The boot must have a maximum length of 20 centimetres at its longest point (refer to the FEI Jumping Stewards' Manual for instructions on how to measure the length of the boot correctly).

The rounded protective part of the boot must be placed around the fetlock (for boots with a protective element on one side only, the protective element must be placed around the inside of the fetlock).

The inside of the boot must be smooth, that is, the surface must be even and there may not be any pressure points on the inside of the boot; for the avoidance of doubt, stitching on the inside of the protective element that attaches the inner lining to the boot, is permitted. Sheepskin linings are allowed.

The boot may have no more than two fasteners. Only the following types of fasteners are permitted:

<p>Velcro-type fasteners:</p> <ul style="list-style-type: none">- Straps must:<ul style="list-style-type: none">o Have a Velcro or Velcro-type fastening systemo Have a minimum width of 2.5 cm if there are two straps oro Have a minimum width of 5 cm if there is only one strap- For boots with a protective element only on the inside of the fetlock, straps may be elastic or non-elastic- For double-shell boots, the straps must be elastic	
<p>Stud-type fasteners:</p> <ul style="list-style-type: none">- Straps must:<ul style="list-style-type: none">o Be made of elastico Have a minimum width of 2.5 cmo Have holes that fit over a stud on the boot	
<p>Hook-type fasteners:</p> <ul style="list-style-type: none">- Straps must:<ul style="list-style-type: none">o Be made of elastico Have a minimum width of 2.5 cmo Have a hook at the end that fits into an "eyelet" on the boot	

All fasteners must be one-directional, that is, the fastener must be attached directly from one side of the boot to the other side but must not wrap around the entire boot; no mechanism that allows the fastener to double back on itself is permitted.

No additional elements may be added to or inserted in the boot itself.

Fetlock rings may be used for protective purposes providing they are properly adjusted and providing the total weight of equipment on the horse's leg does not exceed 500 grams (see JRs 257.2.3). Pastern bands may not be used.

Please note: this document has been produced purely to assist with understanding the different hind boots and what is and isn't allowed and does not supersede the rules in any way.

CURRENT RULES FOR PONY RIDERS, CHILD RIDERS, VETERANS, AMATEURS, JUNIORS, YOUNG RIDERS AND UNDER 25'S

WILL BE FOR EVERYONE FROM 1 JANUARY 2021

2.6. For implementation as of 1 January 2021: Only hind boots as described in JRs Art. 257.2.4 and 257.2.5, may be used at international Jumping Events.

ARTICLE 257.2.5.2

- ✓ Maximum length on inside 20cm
- ✓ Width of strap minimum of 5cm for one
- ✓ Width of strap minimum of 2.5cm for two
- ✓ The strap can only be one-directional
- ✗ The strap cannot wrap around the entire boot
- ✗ The strap cannot loop back on itself
- ✗ No pressure points on inside of boots
- ✗ NO PASTERBANDS

EXAMPLES – NOT ALLOWED



Not permitted as the Velcro is not one directional



Not permitted – straps are not one-directional



Not permitted - they are longer than 20cm

Please note: this document has been produced purely to assist with understanding the different hind boots and what is and isn't allowed and does not supersede the rules in any way.

CURRENT RULES FOR PONY RIDERS, CHILD RIDERS, VETERANS, AMATEURS, JUNIORS, YOUNG RIDERS AND UNDER 25'S

WILL BE FOR EVERYONE FROM 1 JANUARY 2021

EXAMPLES ALLOWED



Please note: this document has been produced purely to assist with understanding the different hind boots and what is and isn't allowed and does not supersede the rules in any way.